

































	Autumn 1	Autumn 2	Spring 1	Spring 2	Summer 1	Summer 2
KS1 Cycle A	<p><u>Mixing colours</u></p>  <p>The children are introduced to colour theory by studying the colour wheel and colour mixing. It includes an exploration of primary and secondary colours and how artists use colour in their artwork.</p>	<p><u>Funny Faces and Fabulous Features</u></p>  <p>This project teaches children about the concept of the portrait and how the collage technique can be used to make a portrait.</p>	<p><u>Rain and Sunrays</u></p>  <p>This project teaches children about collagraph printing, including how to develop a motif to make single and repeated prints.</p>		<p><u>Street view</u></p>  <p>This project teaches children about artwork depicting streets and buildings and focuses on the work of the American pop artist, James Rizzi. They create a 3-D mural based on Rizzi's work.</p>	

<p>KS1 Cycle B</p>	<p><u>Exploring Colours</u></p>	<p><u>Still life</u></p>	<p><u>Flower Head</u></p>	<p><u>Portraits and Poses</u></p>
				
	<p>This project teaches children about colour theory by studying the colour wheel and colour mixing. It includes an exploration of primary and secondary colours, hues and how artists use colour in their artwork.</p>	<p>This project teaches children about the work of significant still life artists and still life techniques. They explore a wide variety of still lifes and learn about the use of colour and composition. They create still life arrangements and artwork.</p>	<p>This project teaches children about the visual elements of flowers, including shape, texture, colour, pattern and form. They also explore various artistic methods, including drawing, printmaking and 3-D forms, using paper and clay.</p>	<p>This project teaches children about portraiture. They analyse the portraits of Tudor monarchs and compare Tudor portraits and selfies today. They use photo editing software to create royal portraits.</p>

<p style="writing-mode: vertical-rl; transform: rotate(180deg);">Lower KS2 Cycle A</p>	<p style="text-align: center;"><u>Colour Theory</u></p>  <p>This project teaches children about colour theory by studying the colour wheel and colour mixing. It includes an exploration of tertiary colours, warm and cool colours, complementary colours, analogous colours and how artists use colour in their artwork.</p>	<p style="text-align: center;"><u>Prehistoric Pots</u></p>  <p>This project teaches children about Bell Beaker pottery. It allows the children to explore different clay techniques, which they use to make and decorate a Bell Beaker-style pot.</p>	<p style="text-align: center;"><u>Ammonite</u></p>  <p>This project teaches children about artistic techniques used in sketching, printmaking and sculpture.</p>	<p style="text-align: center;"><u>People and Places</u></p>  <p>This project teaches children about the genre of figure drawing. They study the figure drawings and urban landscapes of the artist LS Lowry and create artwork in his style to show scenes from their school.</p>	<p style="text-align: center;"><u>Mosaic Masters</u></p>  <p>This project teaches children about the history of mosaics, before focusing on the colours, patterns and themes found in Roman mosaic. The children learn techniques to help them design and make a mosaic border tile.</p>	<p style="text-align: center;"><u>Beautiful Botanicals</u></p>  <p>This project teaches children about the genre of botanical art. They create natural weavings, two-colour prints and beautiful and detailed botanical paintings of fruit.</p>
--	--	---	--	---	--	---

<p>Lower KS2 Cycle B</p>	<p><u>Warm and Cool Colours</u></p>  <p>This project teaches children about colour theory by studying the colour wheel and colour mixing. It includes an exploration of warm and cool colours, Aboriginal art and how artists use colour in their artwork.</p>	<p><u>Warp and Weft</u></p>  <p>This project teaches children about the artform of weaving and how it has developed over time, including the materials and techniques required to create woven patterns and products.</p>	<p><u>Vista</u></p>  <p>This project teaches children about the techniques that artists use when composing landscape images, such as colour and atmosphere.</p>	<p><u>Animal</u></p>  <p>This project teaches children about the historical and cultural portrayal of animals in art. They study the visual qualities of animals through sketching, printmaking and clay modelling.</p>	<p><u>Statues, Statuettes and Figurines</u></p>  <p>This project teaches children about the 3-D representation of the human form, including statues, statuettes and figurines. They study examples from ancient civilisations, and use their clay skills to create a Sumer-style figurine.</p>	<p><u>Islamic Art</u></p>  <p>This project teaches children about the features of Islamic art. They make geometric patterns and motifs on paper, with fabric and in clay. They use their learning to create a high relief clay tile, decorated with geometric patterns.</p>
--------------------------	--	---	---	---	--	---

<p style="writing-mode: vertical-rl; transform: rotate(180deg);">Upper KS2 Cycle A</p>	<p><u>Colour in Landscape</u></p>  <p>This project teaches children about colour theory by studying tints, shades and tones. They learn about the features of landscapes before using this knowledge to create landscape paintings.</p>	<p><u>Taotie</u></p>  <p>This project teaches children about the significance and art of the taotie motif, including ancient and contemporary casting methods.</p>	<p><u>Line, Light and Shadows</u></p>  <p>This project teaches children about the visual qualities of line, light and shadow. They explore the work of Pablo Picasso and Rembrandt and are introduced to a range of shading techniques. They take black and white photographs and use pencil, pen and ink wash to reimagine their photographs in a shaded drawing.</p>	<p><u>Nature's Art</u></p>  <p>This project teaches children about the genre of land art. They work outdoors to sketch natural forms and explore the sculptural potential of natural materials before working collaboratively to create land art installations.</p>	<p><u>Mixed Media</u></p>  <p>This project teaches children about paper crafts, papermaking and collage techniques, including paper, fabric, mixed media and photo collage. They use their learning to create a final piece of small-scale, mixed media collage.</p>	<p><u>Expression</u></p>  <p>This project teaches children about the Expressionist art movement and the 'Father of Expressionism', Edvard Munch. They explore different ways to portray feelings and emotions in art to create an imaginative self-portrait.</p>
--	---	--	--	---	--	--

<p>Upper KS2 Cycle B</p>	<p><u>Colour and Style</u></p>	<p><u>Trailblazers, Barrier Breakers</u></p>	<p><u>Environmental Artists</u></p>	<p><u>Inuit</u></p>	<p><u>Distortion and Abstraction</u></p>	<p><u>Bees, Beetles and Butterflies</u></p>
						
	<p>This project revisits learning about colour theory, including primary, secondary, tertiary, complementary, analogous, warm and cool colours, hues, tints, shades and tones. They learn about the use of colour in four art movements before using this knowledge to create a painting with personal meaning.</p>	<p>This project teaches children about significant black artists and their work, and provides opportunities to analyse and create artwork inspired by them.</p>	<p>This project teaches children about the genre of environmental art. They study how artists create artwork that addresses social and political issues related to the natural and urban environment. Children work collaboratively to create artwork with an environmental message.</p>	<p>This project teaches children about the Inuit way of life, including some of their cultural and artistic traditions.</p>	<p>This project teaches children about the concepts of abstraction and distortion. They study the visual characteristics of abstraction and create a musically-inspired, abstract painting.</p>	<p>This project teaches children about sketchbooks, observational drawing, mixed media collage and Pop Art. They consolidate their learning to make a final piece of artwork inspired by bees, beetles or butterflies.</p>