

Welcome to Year 2

St Jude's C of E Infant School
September 2025



Parks Class



Class Teacher: Miss Keal

Teaching Assistant: Mrs Boundy

**PE days this
term are:
Monday and
Thursday**

The timings of our day:

8:30am – Doors open – children engage in morning activity.

8:45am – Register

8:50am – Phonics

9:15am – Guided Reading

9:45am – English

10:30am – Assembly/Collective Worship

10:45am – Morning break

11am – Maths

12pm – Lunch time

1pm – Register

1:05pm – Afternoon lesson 1

1:50pm – Afternoon lesson 2

2:45pm – Story

3pm – Home time



Being on time is really important in helping us squeeze everything in!

As to be expected, things change dependent on the day but this gives a general idea!

What do the children learn in KS1?

English

We are teaching English to the children in their class.

We are ensuring coverage of the National Curriculum by following the scheme 'Literacy tree'.

Maths

We are teaching Maths to the children following the scheme of work from White Rose.

Science

We are teaching Science to the children once a week.

We are following the scheme of work from Cornerstones.

Phonics

We are teaching whole class phonics.

We are following the scheme of work from Monster Phonics which is designed to be delivered whole class.

Guided Reading

We are teaching Guided Reading as a whole class activity following on from our Phonics lesson.

We are following planning from the scheme 'Literacy Tree'.

ICT

We are teaching ICT following the scheme of work from Purple Mash.

Art, DT, History, Geography, Music

We are teaching these subjects to the children once a week.

We are following the scheme of work from Cornerstones.

Music- we used a scheme of work called Charanga.




PE

We have two weekly sessions this term following the PE scheme Get Set.

One is lead by a sports coach and one is lead by Ms. Boyt.

What are we learning about?

English



Capital letters

Retelling stories

Poetry

Full stops

Non-fiction texts

Writing narrative stories

Vocabulary

**Re-reading
and editing**

What are we learning about?

Maths

Year 2:

	Week 1	Week 2	Week 3	Week 4	Week 5	Week 6	Week 7	Week 8	Week 9	Week 10	Week 11	Week 12
Autumn	<p>Number</p> <hr/> <p>Place value</p> <p>FREE TRIAL</p> <p>VIEW</p> <p><i>Free trial</i></p>				<p>Number</p> <hr/> <p>Addition and subtraction</p> <p>VIEW</p>				<p>Geometry</p> <hr/> <p>Shape</p> <p>VIEW</p>			
Spring	<p>Measurement</p> <hr/> <p>Money</p> <p>VIEW</p>		<p>Number</p> <hr/> <p>Multiplication and division</p> <p>VIEW</p>					<p>Measurement</p> <hr/> <p>Length and height</p> <p>VIEW</p>		<p>Measurement</p> <hr/> <p>Mass, capacity and temperature</p> <p>VIEW</p>		
Summer	<p>Number</p> <hr/> <p>Fractions</p> <p>VIEW</p>			<p>Measurement</p> <hr/> <p>Time</p> <p>VIEW</p>			<p>Statistics</p> <p>VIEW</p>		<p>Geometry</p> <hr/> <p>Position and direction</p> <p>VIEW</p>		<p>Consolidation</p>	

What are we learning about?

Everyday Materials

Materials are what objects are made from. Examples of materials include glass, wood, fabric, plastic, stone and metal.

Materials are all around us, such as in the home, garden, school and park. They are important because we use materials to make the objects we use every day.



This vase is made from glass.



This table is made from wood.



This T-shirt is made from fabric.



This cutlery is made from metal.



This toy is made from plastic.



This statue is made from stone.

Natural materials

Natural materials come from the world around us, such as the ground, plants and animals.



wood



metal



cotton



wool



leather



stone



rubber



clay



silk



oil



water



sand


Human-made materials

Human-made materials are new materials people make from natural materials. Examples of human-made materials include glass, paper, plastic, brick, metal alloys, synthetic fabric, ceramic and concrete. Human-made materials look and feel different to the natural materials they are made from and can be used to make a range of objects.

Glass is made from sand.



sand




glass

Paper is made from wood.




wood



paper

Concrete is made from sand and stone.



sand

+



stone



concrete

Image from: [shutterstock.com/Prana_Schlimmer](#)

Science

Phonics



- Whole class this year.
- Small group targeted Phonics teaching for those who are pre-age related expectations.
- Monster Phonics books that go home each week are related to the sounds and spellings that they are learning in daily lessons.

Phonics

Year 2 Progression Map

	WEEK 1	WEEK 2	WEEK 3	WEEK 4	WEEK 5	WEEK 6	WEEK 7	WEEK 8	WEEK 9	WEEK 10	WEEK 11	WEEK 12
TERM 1	dge g	c kn	gn wr	le el il	al homophone	Vowel suffix (drop e rule) Vowel suffix (double rule)	Vowel suffix (Y to i rule) ASSESSMENT 1	y al (or)	o (u) ey	after W-a after W-or	after W-ar S (zsh)	ti i
	great break steak find mind, kind behind	wild, child climb old, gold hold cold told	would could should door floor poor	any many pretty move prove improve	most both only every everybody	even people whole clothes thought	busy money hour Christmas	grass class pass past fast last	bath path father plant half	after again sure sugar	water parents beautiful	eye who Mr Mrs
TERM 2	Consonant suffixes Contractions	Possessive Apostrophe	REVIEW dge Adding suffix	REVIEW g Adding suffix	REVIEW c Adding suffix	REVIEW kn Adding suffix	REVIEW gn Adding suffix	REVIEW wr Adding suffix	REVIEW le Adding suffix	REVIEW el il al Adding suffix	REVIEW y Adding suffix	REVIEW al (or) Adding suffix
	Year 2 CEW REVIEW	Year 1&2 CEW REVIEW	find, great kind, steak, mind break, behind	wild, child, climb, old, gold, hold told, cold	would, door floor, could poor, should	any, move prove, many improve, pretty	most, both only, every everybody	even, people, clothes whole	busy, hour Christmas money	grass, class pass, past fast, last	bath, path father, plant half	after, sure again, sugar
	<p>YEAR 2 CEWs</p> <p>may, say, way away, play, never ever, river, under better, after</p> <p>grow, snow, know window, car, dark park, hard garden</p> <p>our, found, round around, mouse shouted, good took, book, looks</p> <p>gone, more, horse live, lived pulled, want wanted</p> <p>need, feet, keep queen, tree other, mother another, coming</p> <p>over, most going cold, told, love something dragon</p> <p>sea, tea, eat each, really, first, please bird, girl</p> <p>soon, food room, school air, where there</p> <p>right, night use, new us, has</p> <p>head, door which, friends different would</p> <p>200 HFWs</p>											
TERM 3	REVIEW o (u) Adding suffix	REVIEW ey Adding suffix	REVIEW W-a Adding suffix	REVIEW W-or Adding suffix	REVIEW W-ar Adding suffix	REVIEW S (zsh) Adding suffix	REVIEW ti Adding suffix	REVIEW i Adding suffix	Homophone Vowel suffix (drop e rule)	Vowel suffix (double rule) Vowel suffix (Y to i rule)	Consonant suffixes Contractions	Possessive Apostrophes CEWs
	water parents beautiful	Mr, Mrs who eye	thought laughed magic, animals I've, I'll two	where once only baby floppy, every suddenly great	any many these small, bear boat home clothes	because everyone town how through eyes, boy again	gone horse which pulled fly, why cried, find giant narrator	different lived grandad morning, rabbit that's, things king, across along	great, break steak, every even, busy many everybody pretty, people any, money	find, mind kind, behind wild, child climb, both most, old, gold told, cold, hold whole, clothes only	beautiful move prove improve who half	would, could, should door, poor, floor Christmas, sure water, Mr, Mrs sugar, eye, parent pass, class, grass bath, last, fast plant, after, again

Reading



**Reading at
least 3 times a
week please!**

- Each week, children will be sent home these books:
 - A Monster Phonics book relating to their learning in Phonics that week
 - A 'Sharing' book (not always decodable)
 - Eventually a school library book of their choosing.

Monster Phonics books are not given to the children based on their individual reading level.

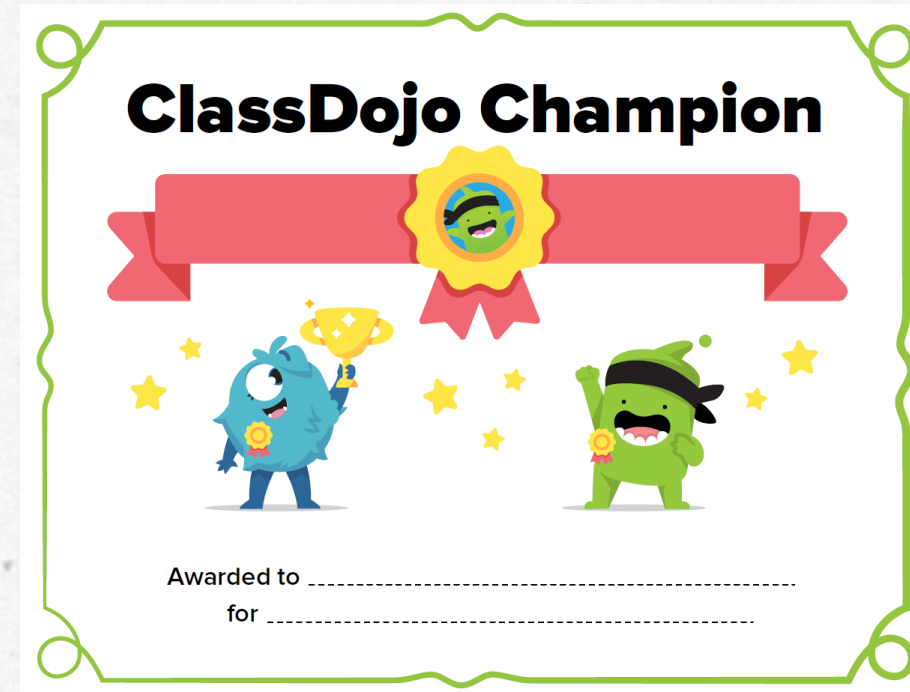
Sharing books are given to the children based on their individual reading level.

Behaviour

Stickers



Verbal and non-verbal praise



Give feedback to 28 students

 2 2 Points	 3 3 Points	 4 4 Points	 1 Being respectful
 1 Being responsible	 1 Being safe	 1 Helping others	 1 On Task
 1 Participating	 1 Persistence	 1 Teamwork	 1 Working Hard

Be Responsible, Be Respectful, Be Safe

Homework

Homework goes home on Friday and needs to be brought back in on Thursday

Homework consists of 2 activities:

- 1 Spelling worksheet focusing on Year 2 Common Exception Words.
- 1 worksheet linked to an area of our learning that week.

Optional:



General Information

Healthy lunch boxes and water in their drinks bottles.

KS1 have fruit/vegetable snack provided but only one option offered each day.

Children come to school wearing their PE kit on their PE days.

The school day starts at 8:30am.

The school day ends at 3pm.

We always appreciate volunteers to hear the children read. If you would like to volunteer, let us know.

★ **CALLING ALL** ★
PARENTS & CARERS!

WOULD YOU LIKE TO HELP OUR CHILDREN PRACTISE THEIR READING?



We're looking for friendly volunteers to come into class and listen to children read.



Just a little of your time can make a big difference!



You can come in weekly, fortnightly, or as often as you're able.



Sessions only need to be around an hour long.



All you need is a warm smile, a patient ear, and a love of stories!



INTERESTED?


Please speak to Miss Keal, Miss Arab or contact the school office to find out more.

Thank you for supporting our young readers!

— Miss Keal, KS1 Leader ★



**Join your child's adventure
on ClassDojo!**



Scan to join Parks Class

We will no longer be
using Tapestry.

Please join our
ClassDojo so we can
share information
with you 😊

The background is a light-colored, textured paper with various watercolor-style illustrations. There are orange and pinkish-red shapes, some resembling flowers or abstract forms. There are also blue shapes, including a wavy line and a spiral. The overall aesthetic is soft and artistic.

Thank you very

much!

Any questions?