


Welcome to Year 1

St Jude's C of E Infant School
September 2025





Armstrong Class



Class Teacher: Miss Arab

Teaching Assistant: Mrs Tench

Learning Support Assistant: Mrs McAllister (PM)

**PE days this
term are:
Monday and
Wednesday**

The timings of our day:

- 8:30am – Doors open – children engage in morning activity.
- 8:45am – Register
- 8:50am – Phonics
- 9:15am – Guided Reading
- 9:45am – English
- 10:30am – Assembly/Collective Worship
- 10:45am – Morning break
- 11am – Maths
- 12pm – Lunch time
- 1pm – Register
- 1:05pm – Afternoon lesson 1
- 1:50pm – Afternoon lesson 2
- 2:45pm – Story
- 3pm – Home time



Being on time is really important in helping us squeeze everything in!

As to be expected, things change dependent on the day but this gives a general idea!

What do the children learn in KS1?

English

We are teaching English to the children in their class.

We are ensuring coverage of the National Curriculum by following the scheme 'Literacy tree'.

Maths

We are teaching Maths to the children following the scheme of work from White Rose.

Science

We are teaching Science to the children once a week.

We are following the scheme of work from Cornerstones.

Phonics

We are teaching whole class phonics.

We are following the scheme of work from Monster Phonics which is designed to be delivered whole class.

Guided Reading

We are teaching guided reading using a carousel system, where by the children get to practice their reading independently and with an adult as well as practice their reading comprehension.

ICT

We are teaching ICT following the scheme of work from Purple Mash.

Art, DT, History, Geography, Music

We are teaching these subjects to the children once a week.

We are following the scheme of work from Cornerstones (Music- we used a scheme of work called Charanga)

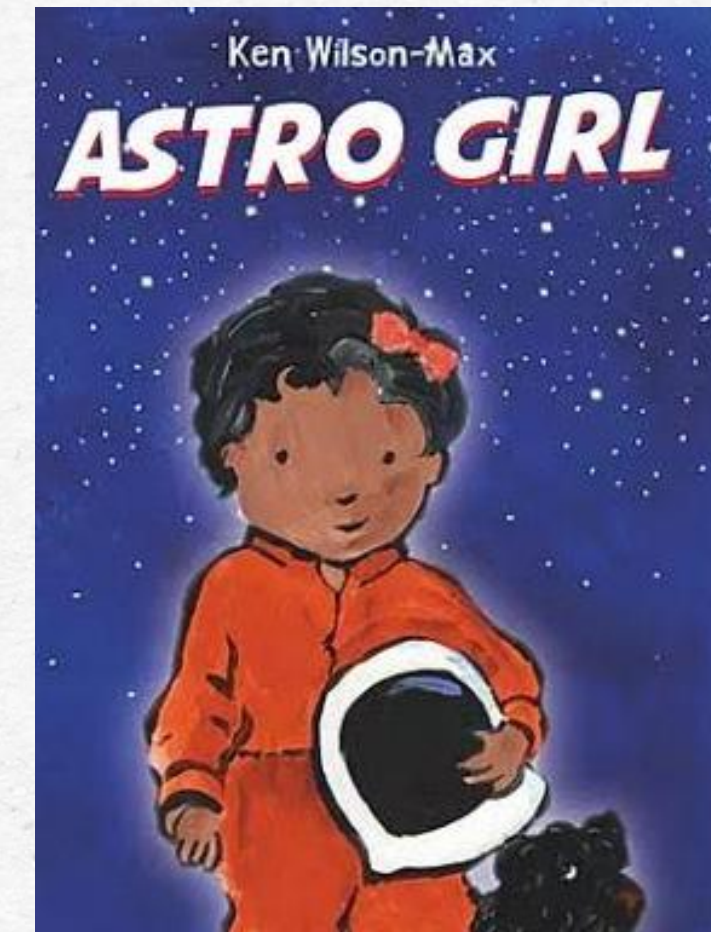

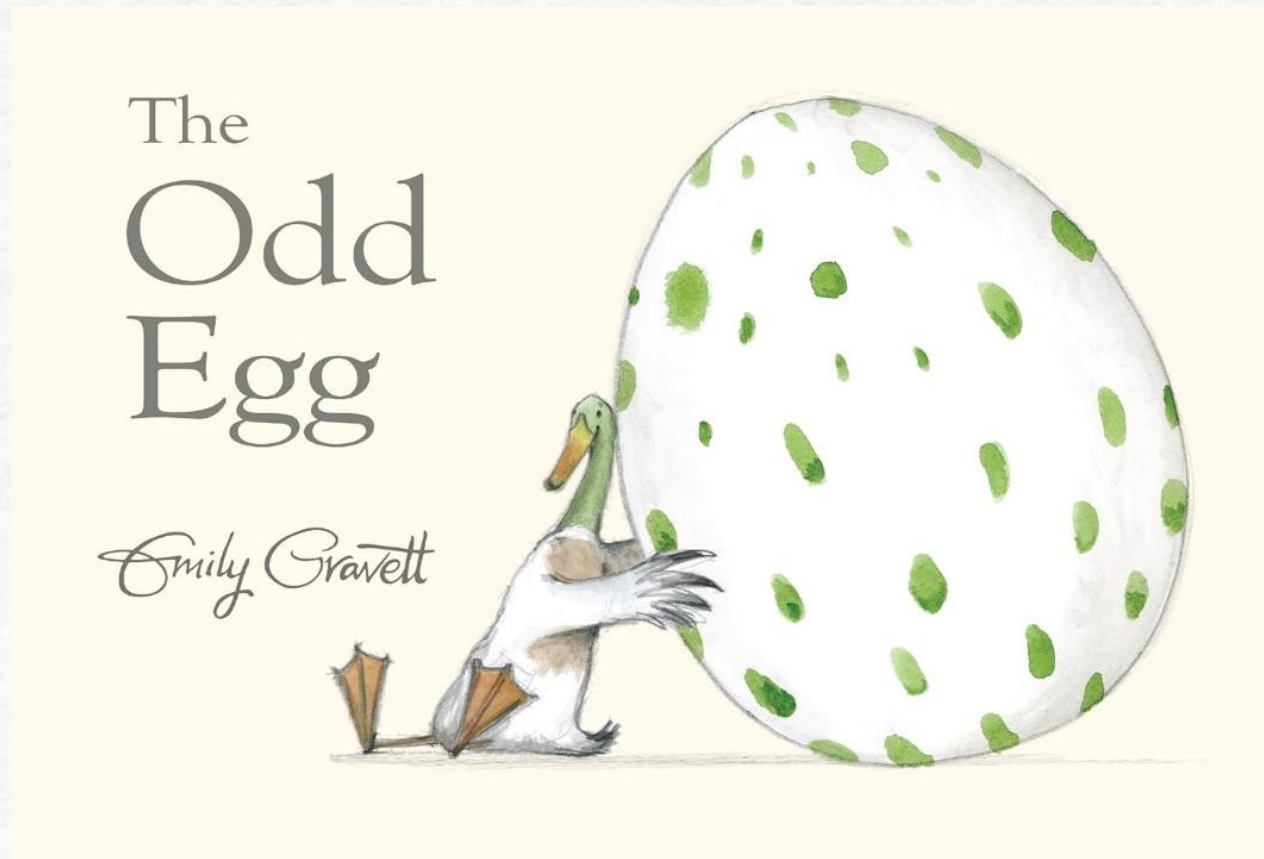
PE

We have two weekly sessions this term following the PE scheme Get Set.

One is lead by a sports coach the second is lead by Ms. Boyt.

What are we learning about?

English



Capital letters

Full stops

Writing narrative stories

Retelling stories

Non-fiction texts

Vocabulary

Poetry

**Re-reading
and editing**

What are we learning about?

Maths

Year 1:

	Week 1	Week 2	Week 3	Week 4	Week 5	Week 6	Week 7	Week 8	Week 9	Week 10	Week 11	Week 12
Autumn	<p>Number</p> <hr/> <p>Place value (within 10) FREE TRIAL</p> <p>VIEW</p>					<p>Number</p> <hr/> <p>Addition and subtraction (within 10)</p> <p>VIEW</p>					<p>Geometry</p> <hr/> <p>Shape</p> <p>VIEW</p>	Consolidation
Spring	<p>Number</p> <hr/> <p>Place value (within 20)</p> <p>VIEW</p>	<p>Number</p> <hr/> <p>Addition and subtraction (within 20)</p> <p>VIEW</p>			<p>Number</p> <hr/> <p>Place value (within 50)</p> <p>VIEW</p>	<p>Measurement</p> <hr/> <p>Length and height</p> <p>VIEW</p>	<p>Measurement</p> <hr/> <p>Mass and volume</p> <p>VIEW</p>					
Summer	<p>Number</p> <hr/> <p>Multiplication and division</p> <p>VIEW</p>		<p>Number</p> <hr/> <p>Fractions</p> <p>VIEW</p>	<p>Geometry</p> <hr/> <p>Position and direction</p> <p>VIEW</p>	<p>Number</p> <hr/> <p>Place value (within 100)</p> <p>VIEW</p>	<p>Measurement</p> <hr/> <p>Money</p> <p>VIEW</p>	<p>Measurement</p> <hr/> <p>Time</p> <p>VIEW</p>		Consolidation			

What are we learning about?

Everyday Materials

Materials are what objects are made from. Examples of materials include glass, wood, fabric, plastic, stone and metal.

Materials are all around us, such as in the home, garden, school and park. They are important because we use materials to make the objects we use every day.



This vase is made from glass.



This table is made from wood.



This T-shirt is made from fabric.



This cutlery is made from metal.



This toy is made from plastic.



This statue is made from stone.

Natural materials

Natural materials come from the world around us, such as the ground, plants and animals.



wood



metal



cotton



wool



leather



stone



rubber



clay



silk



oil



water



sand


Human-made materials

Human-made materials are new materials people make from natural materials. Examples of human-made materials include glass, paper, plastic, brick, metal alloys, synthetic fabric, ceramic and concrete. Human-made materials look and feel different to the natural materials they are made from and can be used to make a range of objects.

Glass is made from sand.



sand




glass

Paper is made from wood.




wood



paper

Concrete is made from sand and stone.



+



sand

stone



concrete

Image from: [shutterstock.com/Prana_Schlimmer](#)

Science

Phonics



- Whole class this year.
- Small group targeted Phonics teaching for those who are pre-age related expectations.
- Monster Phonics books that go home each week are related to the sounds and spellings that they are learning in daily lessons.

Phonics

Year 1 Progression Map

	WEEK 1	WEEK 2	WEEK 3	WEEK 4	WEEK 5	WEEK 6	WEEK 7	WEEK 8	WEEK 9	WEEK 10	WEEK 11	WEEK 12
TERM 1	ff ss zz ll ck nk	tch ve ai	oi ay oy	suffix s/es ASSESSMENT 1 a_e	e-e i-e o-e	u-e u-e ar	ee suffixes ed/ing	ASSESSMENT 2 ea ea	er ir ur	oo oo oa	ASSESSMENT 3 oe suffixes er/est	ou ow ow
	a, be, he, me, we, she, no, go so, to, do, today, I, by, my	love, some come, was is, his has, one once, friend your	the, of said here there you school	house, our where were they says are, ask, put push, pull, full	from, help back, animals will, this, that then, them with, went, off children, just	made, make came, like time, by, my I, I'm into, too don't	see, very day, have when, about out people	look, looked asked, could saw, all down now	Mr, Mrs what their little called	HFW REVISION	more, horse gone, live would school soon, food room	play, way, say may, away been, need keep, feet snow, grow window, know
YEAR 1 CEWs				100 HFWs				200 HFWs				
TERM 2	ue ue ew	ew k before y i e ASSESSMENT 4	ie ie igh	or ore aw	au air Prefix un	ASSESSMENT 5 ear (Long E-r) ear (ar)	are y ph	wh e o	ASSESSMENT 6 Review ff ll ss zz ck nk tch	Review ve ai oi ay	Review oy a-e e-e i-e	Review o-e u-e u-e ar
	three, tree trees, green, sleep queen, please ever, never, river under, better after	good, took, book looks, looking car, dark, park hard, garden found, round around, mouse shouted	going, most over, cold told, gave take, place	he's, we're even, began before because girls, birds first	sea, tea, eat each, really these, other mother another	floppy, any many, every everyone baby, only suddenly pulled	want, wanted great, us has, inside liked, can't didn't, key hear, white	love something coming, fly why, new use, there where, boy	which, head dragon animals couldn't eyes, lived boat, cried	giant, find laughed again, friends different door, jumped stopped	thought through magic narrator once, air, who I've, I'll, these	200 HFW REVISION
200 HFWs				200 HFWs				200 HFWs				
TERM 3	g c PHONICS SCREEN	Review ee ea er	Review ir ur oo oo (u)	Review oa oe ou ow	ASSESSMENT 7 Review ow ue ue ew	Review ew ie ie igh	Review or ore aw au	Review air ear ear are	Review y ph wh e ASSESSMENT 8	Review o Prefix un k before e, y, i 2 syllable words	Compound Words Numbers Contractions	Days Months Colours
	HFW REVISION	be, he, me, we she, no, go so, to, do, today, I, by, my	love, some come, was is, his has, here there, friend your	the, of said house our one once	where were they says are, ask, put push, pull full, a	from, help back, animals will, this, that then, them with, went, just children, off	made, make came, like time, by, my I, I'm into, too don't	see, day very, have when, about out, people	down, now look, looked asked could saw, all	Mr, Mrs their little what called	HFW REVISION	HFW REVISION
YEAR 1 CEWs				100 HFWs				100 HFWs				

In May, all children in Year 1 across the country take part in the **Phonic Screening Check**.

We are supporting any children who may not be 'on-track' to pass through targeted intervention during the school day.

Reading



**Reading at
least 3 times a
week please!**

- Each week, children will be sent home with these books:
 - A Monster Phonics book relating to their learning in Phonics that week
 - A ‘Sharing’ book (not always decodable)
 - Eventually a school library book of their choosing.

Monster Phonics books are not given to the children based on their individual reading level.

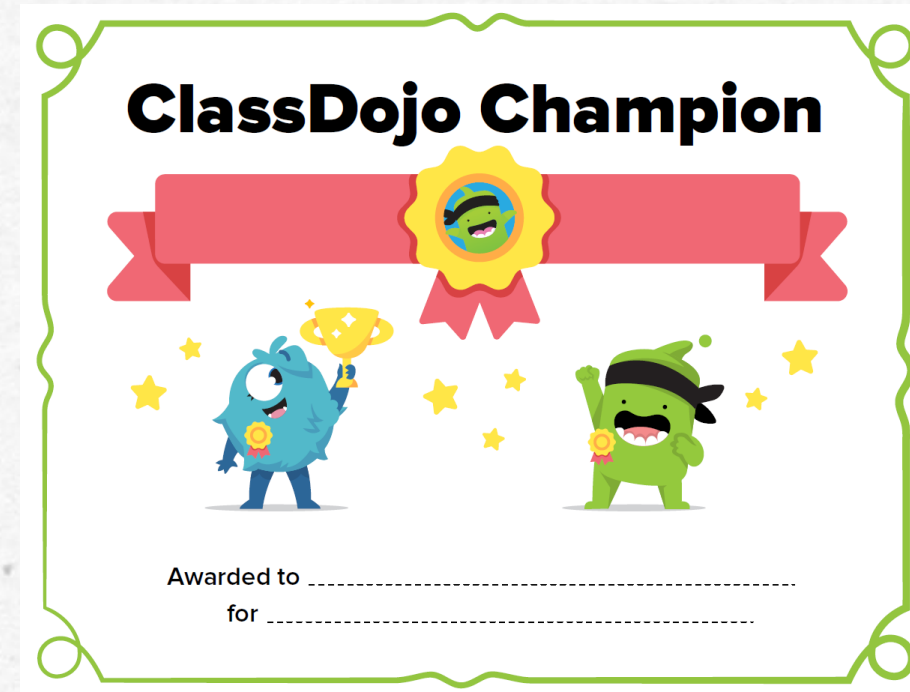
Sharing books are given to the children based on their individual reading level.

Behaviour

Stickers



Verbal and non-verbal praise



Give feedback to 28 students

 2 Points	 3 Points	 4 Points	 Being respectful
 Being responsible	 Being safe	 Helping others	 On Task
 Participating	 Persistence	 Teamwork	 Working Hard

Be Responsible, Be Respectful, Be Safe

Homework

Homework goes home on Friday and
needs to be brought back in on
Thursday

Homework consists of 2 activities:

- 1 Spelling worksheet focusing on Year 1 Common Exception Words.
- 1 worksheet linked to an area of our learning that week.

Optional:



General Information

Healthy lunch boxes and water in their drinks bottles.

KS1 have fruit/vegetable snack provided but only one option offered each day.

Children come to school wearing their PE kit on their PE days.

The school day starts at 8:30am.

The school day ends at 3pm.

We always appreciate volunteers to hear the children read. If you would like to volunteer, let us know.

★ **CALLING ALL** ★
PARENTS & CARERS!

WOULD YOU LIKE TO HELP OUR CHILDREN PRACTISE THEIR READING?



We're looking for friendly volunteers to come into class and listen to children read.



Just a little of your time can make a big difference!



You can come in weekly, fortnightly, or as often as you're able.



Sessions only need to be around an hour long.



All you need is a warm smile, a patient ear, and a love of stories!



INTERESTED?

Please speak to Miss Keal, Miss Arab or contact the school office to find out more.

Thank you for supporting our young readers!

— Miss Keal, KS1 Leader ★



**Join your child's adventure
on ClassDojo!**



Scan to join Armstrong Class

We will no longer be
using Tapestry.

Please join our
ClassDojo so we can
share information
with you 😊

The background is a light-colored, textured paper with various watercolor-style illustrations. There are several large, soft-edged shapes in shades of orange, pink, and yellow. A blue squiggly line is visible in the upper right. On the left, there are some brownish-orange spots and a blue wavy shape. On the right, there are orange horizontal lines and a blue spiral shape. At the bottom, there are more orange and yellow shapes, and a blue spiral shape.

Thank you very

much!

Any questions?