




Year One

Phonics Screening Check

A Guide for Parents



What is Phonics?



Children begin to learn phonics (sounds) in early years, both nursery and reception. Once children begin learning sounds, these sounds are used orally to identify and make words. They will then begin to learn the letters which make each of the sounds and these are used to read and spell words.

Once children begin learning sounds, these sounds are used orally to identify and make words. They will then begin to learn the letters which make each of the sounds and these are used to read and spell words. They blend to read, and segment to spell.

h-ea-t p-l-a-n

What is the Phonics Screening Check?

Children in Year 1 throughout the country will all be taking part in a phonics screening check during the same week in June. Children in Year 2 will also take the check if they did not achieve the required result when in Year 1 or they have not taken the test before.

Headteachers should decide whether it is appropriate for each of their pupils to take the phonics screening check. We will discuss with parents any children we feel are not able to access the check. The phonics screening check is designed to confirm whether individual children have learnt phonic decoding and blending skills to an appropriate standard.



What Happens During the Test?





The Check is completed on a 1:1 basis with the class teacher or another familiar member of staff. Mrs Stanton will be carrying them out this year.

It will be completed in a quiet room. The adult can decide if a rest or movement break is needed at any point.

The children have already taken part in practise Checks so are familiar with the process and look of the Check. They are generally keen to complete them, and all will earn a sticker at the end.



Practice sheet: Real words	
in	
at	
beg	
sum	

Practice sheet: Pseudo words	
ot	
vap	
osk	
ect	

The Check is split into 2 parts. Most children will complete both parts, but the adult can decide to stop the Check if it is not appropriate to continue.


To a child

2019 national curriculum assessments


Key stage 1


Phonics screening check


Pupils' materials




Section 1


bem 


dax 


kig 


eld 

Section 2

vair 

cloat 

tirt 

whike 

Section 1

thud

hang

coin

shell

Section 2

globe

teams

bowl

chase

Section 1

12 'nonsense' words.

8 real words.

- Single letters (a, b, c, d, e, f, g, h, I, j, k, l, m, n, o, p, q(u), r, s, t, u, v, w, x, y, z)
- Some consonant digraphs (ch, ck, ff, ll, ng, sh, ss, th, zz)
- Frequent and consistent vowel digraphs (ar, ee, oi, oo, or)

Section 2

8 'nonsense' words.

12 real words.

- Less frequent and consistent vowel digraphs, including split digraphs (a-e, ai, au, aw, ay, ea, e-e, er, ew, i-e, ie, ir, oa, o-e, ou, oy, ue, u-e, ur)
- Trigraphs (air, igh).

Real Words

The children are encouraged to 'spot the digraphs' where 2 letters make one sound.

For example:

'ea' in teams

'ow' in bowl.

In the words globe and chase, split digraphs are used where the e on the end changes the vowel sound.

globe

teams

bowl

chase

Pseudo Words (Nonsense Words)

The pseudo words will be shown to your child with a picture of an alien. This provides the children with a context for the pseudo word which is independent from any existing vocabulary they may have. Pseudo words are included because they will be new to all pupils; they do not favour children with a good vocabulary knowledge or visual memory of words and the children can only use their phonics knowledge to read them.

sloke



Reporting to Parents

- Your child's score will be reported to you as part of their summer report with the pass mark.
- We do not and will not know what the required standard will be until all the results have been submitted. Since the Check began in 2012, the required standard has been 32 out of 40 words.
- If your child does not reach the required standard, they will re-take the test in Year 2 having had a support programme put in place to support with phonic decoding skills. As part of ongoing assessment, your child is practising past papers, so they are already being exposed to the style of test.

How Are the Results Used?

Results from the check will be used by schools to analyse their own performance and for Ofsted to use in inspections.



How Can I Help My Child at Home?

- Read as much as possible to and with your child.
- If your child is struggling to decode a word, help them by encouraging them to say each sound in the word from left to right.
- Encourage and praise – get them to have a 'good guess'. Help them spot the digraphs, split digraphs and trigraphs.
- Blend the sounds by pointing to each one, e.g. /c/ in cat, /p/ in pat, /ng/ in sing, /ee/ in been. Next move your finger under the whole word as you say it.
- Use the sound mats provided to practise their sounds.
- Play online games:
 - <https://ictgames.com/mobilePage/soundSayer/>
 - <https://www.phonicsplay.co.uk/resources/phase/5> (buried treasure.)
- Play physical games: <https://fiveminutemum.com/games-and-activities/play/phonics>
- <https://monsterphonics.com/phonics-support-for-parents/>

Resources

Read and Race Game

Instructions

1. Roll the dice.
2. Sound out to blend the word you land on.
3. Who will finish first?

Snakes and Ladders

FINISH	crunch	green	fresh	joam	froip
spear	sturb	slow	bloim	smell	spoil
farnd	train	spoon	raint	start	yoomp
sport	clown	fraish	gloach	stair	groan
frown	boost	storp	joint	toast	pleem
START	turnip	cord	pure	flarp	better

Sound Mat 2

ff



puffer

ll



lollies

ss



hiss

zz



fizz

nk



wink

ck



kick

tch



stretch

ve



give

ai



train

oi



soil

ay



play

oy



toy

a-e



bake

e-e



compete

i-e



smile

o-e



rose

u-e



rules

u-e



tube

ar



jar

ee



jeep



Sound Mat 2

ea



beach

ea



spread

er



digger

ir



girl

ur



curl

oo



book

oo



moon

oa



boat

oe



tomatoes

ou



shout

ow



cow

ow



bow

ue



glue

ue



tissue

ew



screw

ew



stew

ie



shield

ie



pie

igh



light

or



corn

ore



score

Sound Mat 2

aw



paw

au



dinosaur

air



chair

ear



hear

ear



bear

are



care

y



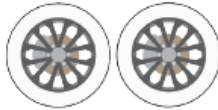
puppy

ph



phone

wh



wheels

e



email

o



robot